

LMRConnect Tutorial

We are excited to welcome you to the new **LMRConnect**! In just a few steps, you can be up and running and ready to access the new Alumni Directory, connect with fellow LMR graduates, and expand your leadership engagement.

Keep in mind that **LMRConnect** is an evolving community; we will be adding features, program announcements, and community groups for you to engage with in the coming weeks. In the meantime, let's get you set up!

STEP 1:

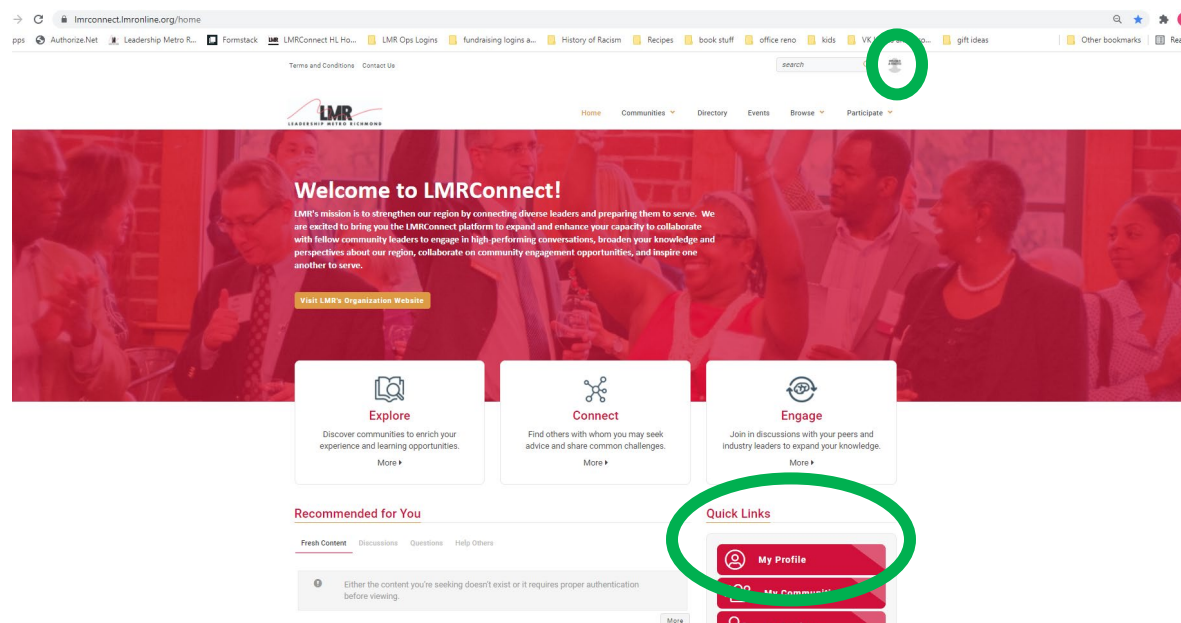
Click [HERE](#) to reset your password. Your username is the email that received this message.

STEP 2:

Click <https://lmrconnect.lmronline.org> and login (also bookmark this URL for future visits)

STEP 3:

Navigate to **My Profile** (found in the dropdown in the top right corner by clicking on your avatar, or in the Quick Links menu on the right of the homepage)



STEP 4:

1. Upload a profile photo
2. Click on the edit icon and update items in your profile, especially:
 - Areas of Interest
 - Areas of Expertise
 - Add an Alumni Profile Bio

The Areas of Interest and Expertise are key to finding and being found for community engagement opportunities

LMRConnect Tutorial

3. Explore the opportunities available to you in your Alumni Profile page:

My Connections: add other alumni to your LMRConnect contact list, view and join networks within LMRConnect of alumni with the same areas of interest or expertise, access your LMRConnect community groups
(Community Groups currently available to join are Alumni Job Board and LMRConnect Tips/Tricks/Questions...more to come!)

My Contributions: quickly see your LMRConnect activity

My Account: manage your LMRConnect privacy settings, platform email preferences and community group notification frequency, update your discussion signature

My Inbox: send and receive messages in your own LMRConnect exclusive direct messaging mailbox, review requests to connect from fellow alumni

4. Add your LinkedIn Profile and any other social media links you choose to display

The screenshot shows the LMRConnect profile page for Vikki Keszey, Director of Operations at Leadership Metro Richmond. The page is annotated with four green circles and numbers:

- 1:** Points to the 'Actions' dropdown menu on the profile picture.
- 2:** Points to the 'Contact Details' section, which includes her title, phone numbers, and email address.
- 3:** Points to the navigation menu at the top, which includes 'My Profile', 'My Connections', 'My Contributions', 'My Account', 'My Inbox', and 'Admin'. A '1 new message' notification is also visible.
- 4:** Points to the 'Social Links' section, which includes a link to her LinkedIn profile.

The profile also displays her 'Bronze Member' status, 'LMR Class Year' (2018), 'Areas of Interest' (Arts & Culture, Diversity & Inclusion, Food Inequity, K-12 Education, Mental Health, Regional Collaboration, Social Justice, Youth), 'Region of Residence' (Chesterfield), 'Region of Employment' (Richmond), 'Spouse/Partner' (Jeff Windhorst), and 'Areas of Expertise' (Collaboration Building, Facilitation, Fundraising/Resource Development, Public Relations/Communications, Strategic Planning). There is also a button to 'Add us veteran status'.

Welcome to the new **LMRConnect!** If you have any questions, need help, or would like to share ideas on how to best use the platform please visit the [LMRConnect Tips/Tricks/Questions](#) Community Group and post a message in the Discussion Tab by clicking the “Explore” box on the homepage *(or click on Communities → Suggested Communities from the homepage menu bar)*.

LMRConnect Tutorial

The screenshot shows the LMRConnect website home page. At the top, there is a navigation bar with links for Home, Communities, Directory, Events, Browse, and Participate. A search bar and a user profile icon are also present. The LMR logo (Leadership Metro Richmond) is in the top left. A dropdown menu for 'Communities' is open, showing 'My Communities' and 'Suggested Communities'. The main content area features a large red-tinted image of a group of people at a meeting. Below the image is a 'Welcome to LMRConnect!' section with a mission statement and a button to 'Visit LMR's Organization Website'. At the bottom, there are three white cards: 'Explore' (with a book icon), 'Connect' (with a network icon), and 'Engage' (with a speech bubble icon). Red circles highlight the 'Communities' dropdown menu and the 'Explore' card.

Terms and Conditions Contact Us

search


Home Communities Directory Events Browse Participate

My Communities Suggested Communities

Welcome to LMRConnect!

LMR's mission is to strengthen our region by connecting diverse leaders and preparing them to serve. We are excited to bring you the LMRConnect platform to expand and enhance your capacity to collaborate with fellow community leaders to engage in high-performing conversations, broaden your knowledge and perspectives about our region, collaborate on community engagement opportunities, and inspire one another to serve.


[Visit LMR's Organization Website](#)



Explore

Discover communities to enrich your experience and learning opportunities.


[More ▶](#)



Connect

Find others with whom you may seek advice and share common challenges.

[More ▶](#)



Engage

Join in discussions with your peers and industry leaders to expand your knowledge.

[More ▶](#)